




K-Series  
MOBILE ELEVATING WORK PLATFORM

**XGA22ACK**  
**XGA22ACK-Li**



**PT. HASTA KARYA ANANTA**

SALES - RENTAL - SERVICE - SPAREPART - TRADE IN



[www.lifterindo.com](http://www.lifterindo.com)

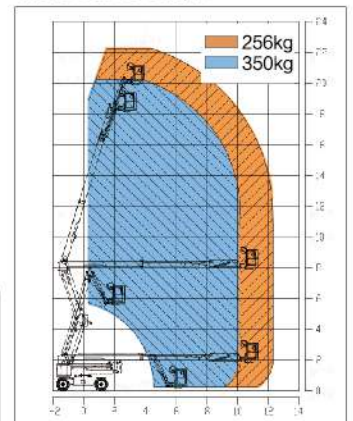
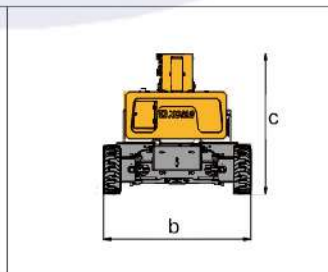
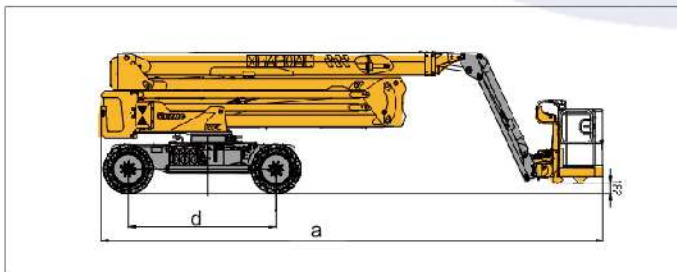
Parameter

Item	Unit	XGA22ACK	XGA22ACK-Li
<b>Dimension</b>			
a.Overall length(stowed)	mm		8490
Overall length(transportation)	mm		8490
b.Overall width	mm		2490
c.Overall height	mm		2380
Platform dimension	mm	1800 × 760 × 1100	
d.Wheelbase	mm		2500
Max. working height	mm		22210
Max. platform height	mm		20210
Max. working range	mm		12230
<b>Performance</b>			
Max.load capacity	kg	256 (Unrestricted) / 350 (Restricted)	
Travel speed ( stowed )	km/h		4.5
Travel speed ( elevated/extended )	km/h		0.6
Primary boom luffing range	°		0~70
Telescopic boom luffing range	°		0~71
Jib luffing range	°		/
Turntable rotation angle	°		360 continuous
Tailswing	mm		560
Platform rotation angle	°		160
Min.turning radius(outside)	mm		5000
Min.turning radius(inside)	mm		3500
Total weight	kg		10100
Max.gradeability ( counterweight upwards)	%		40
Max.gradeability ( counterweight downwards)	%		30
<b>Power source</b>			
Battery	Ah/V	420 / 48 DC	404 / 48 Lithium battery
Power unit	Kw/V	12 / 32 AC	12 / 32 AC
Auxiliary power unit	Kw/V	2.3 / 12 DC	2.3 / 12 DC
Travel motor	Kw/V	3.3 / 32 AC	3.3 / 32 AC

Options

Anti extrusion device / Tool tray / Working light

Work Curve Graph



E-mail: [rizky@hka.co.id](mailto:rizky@hka.co.id)  
Hotline: +62 813 8335 4828

